

FY 2022

PROGRAM AREAS



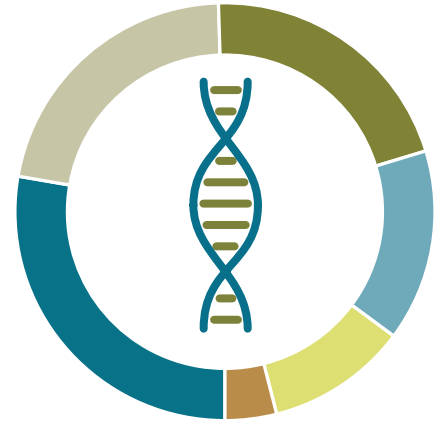
- Healing from Trauma (41%)
- Caring for Keiki (33%)
- Social Enterprise (15%)
- Empowering Youth (9%)
- Honoring Kupuna (2%)

ISLAND



- O`ahu (45%)
- Kaua`i (33%)
- Hawai`i County (15%)
- Maui County (6%)

ETHNICITY




- Asian (28%)
- Hawaiian/Polynesian (22%)
- Caucasian (21%)
- Unreported (15%)
- Other (11%)
- Hispanic/Latino (4%)

AGE



- Middle Aged - 35 to 55 years (31%)
- Young Adult - 20 to 34 years (20%)
- Senior - 56+ (14%)
- Teenage - 10 to 19 years (13%)
- Unreported (12%)
- Infant - 0 to 4 years (6%)
- Child - 5 to 9 years (5%)

HOUSEHOLD INCOME



- Unreported (74%)
- At or Under \$30,130 (20%)
- \$30,130 to \$50,000 (3%)
- \$50,000+ (3%)

GENDER



- Female (50%)
- Male (33%)
- Unreported (17%)
- Non-Binary (<1%)
- Transgender (<1%)
- Prefer not to say (<1%)

*In 2022, according to the US Department of Health & Human Services site, \$31,920 is the poverty line for a family of four, residing in Hawai`i

FY 2022 Financials




REVENUE

\$27,482,538

- Government Contracts (96%)
- Contributions & Fundraising* (9%)
- Rental Income, Fee for Service, Other Revenue (4%)
- Investment Income (-9%)

**Includes Designated Grants, Stronger Families Fund @, United Way*



EXPENSE

\$30,748,842

- Healing from Trauma (45%)
- Empowering Youth (19%)
- Caring for Keiki (16%)
- Development, Management & General and Quality of Care (10%)
- CFS Real Property Inc. and Facilities Management (9%)
- Honoring Kupuna (<1%)

NET ASSETS AT THE BEGINNING OF THE FISCAL

\$33,663,193

NET ASSETS AT THE END OF THE FISCAL YEAR

\$30,396,889

CHANGE IN NET ASSETS

(\$3,266,304)